

# PS2-1800 CS-37-1

## Solar Surface Pump System

### System Overview

Head	max. 14 m
Flow rate	max. 10 l/s

### Technical Data

#### Controller PS2-1800

- Controlling and monitoring
- Control inputs for dry running protection, remote control etc.
- Protected against reverse polarity, overload and overtemperature
- Integrated MPPT (Maximum Power Point Tracking)
- Battery operation: Integrated low voltage disconnect
- Integrated Sun Sensor

Power	max. 1.8 kW
Input voltage	max. 200 V
Optimum Vmp**	> 102 V
Motor current	max. 14 A
Efficiency	max. 98 %
Ambient temp.	-40...50 °C
Enclosure class	IP68

#### Motor ECDRIVE 1800 CS-37

- Maintenance-free brushless DC motor
- Premium materials, stainless steel: AL/AISI 304
- No electronics in the motor

Rated power	2.3 HP
Efficiency	max. 92 %
Motor speed	900...3,300 rpm
Insulation class	F
Enclosure class	IPX4

#### Pump End PE CS-37-1

- Non-return valve
- Premium materials: PP
- Optional: dry running protection
- Centrifugal pump

Efficiency	max. 57 %
------------	-----------



#### Pump Unit PU1800 CS-37-1 (Motor, Pump End)

Water temperature	max. 60 °C
Suction head / Positive inlet head	max. 3 m

### Standards



2006/42/EC, 2004/108/EC, 2006/95/EC

IEC/EN 61702:1995

The logos shown reflect the approvals that have been granted for this product family. Products are ordered and supplied with the approvals specific to the market requirements.

\*\*Vmp: MPP-voltage under Standard Test Conditions (STC): 1000 W/m<sup>2</sup> solar irradiance, 25 °C cell temperature

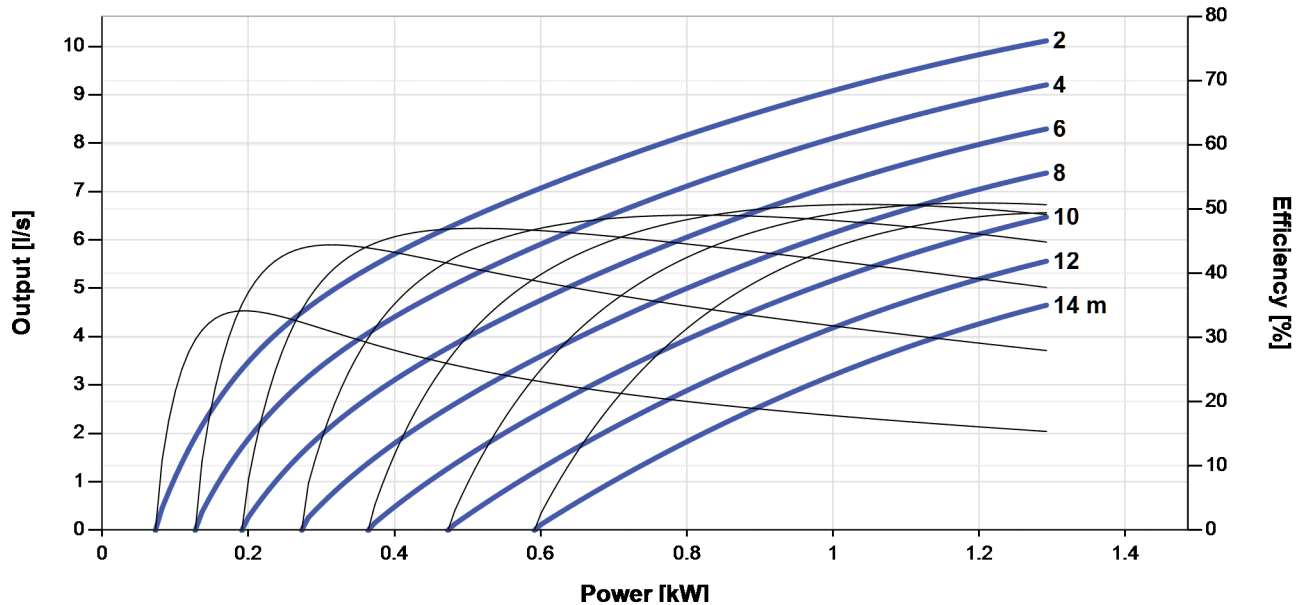


## PS2-1800 CS-37-1

### Solar Surface Pump System

#### Pump Chart

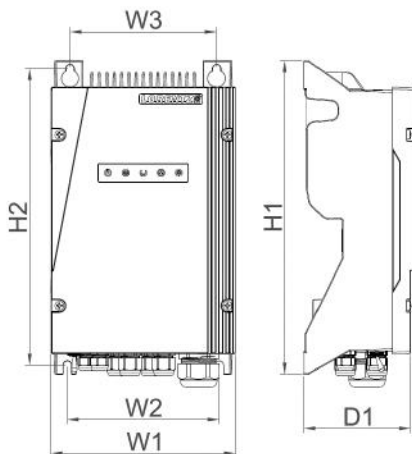
Vmp\* > 102 V



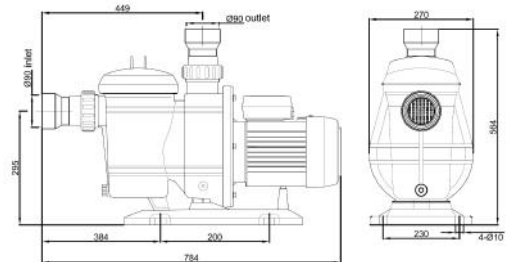
#### Dimensions and Weights

##### Controller

- H1 = 352 mm
- H2 = 333 mm
- W1 = 207 mm
- W2 = 170 mm
- W3 = 164 mm
- D1 = 124 mm



##### Pump Unit [mm]



	Net weight
Controller	6.0 kg
Pump Unit	20 kg
Motor	9.7 kg
Pump End	11 kg

\*Vmp: MPP-voltage under Standard Test Conditions (STC): 1000 W/m<sup>2</sup> solar irradiance, 25 °C cell temperature

