

PS2-150 HR-07S

Solar Submersible Pump System for 4" wells

System Overview

Head	max. 60 m
Flow rate	max. 0.38 l/s

Technical Data

Controller PS2-150

- Controlling and monitoring
- Control inputs for dry running protection, remote control etc.
- Protected against reverse polarity, overload and overtemperature
- Integrated MPPT (Maximum Power Point Tracking)
- Battery operation: Integrated low voltage disconnect

Power	max. 0.30 kW
Input voltage	max. 50 V
Optimum Vmp**	> 17 V
Motor current	max. 22 A
Efficiency	max. 98 %
Ambient temp.	-40...50 °C
Enclosure class	IP68

Motor ECDRIVE 150-HR-S

- Maintenance-free brushless DC motor
- Water filled
- Premium materials, stainless steel: AISI 304/316
- No electronics in the motor

Rated power	0.4 HP
Efficiency	max. 92 %
Motor speed	600...3,300 rpm
Insulation class	F
Enclosure class	IP68
Submersion	max. 150 m

Pump End PE HR-07S***

- Premium materials, stainless steel: AISI 304/316
- Optional: dry running protection
- Helical rotor pump



Pump Unit PU150 HR-07S (Motor, Pump End)

Borehole diameter	min. 4,0 in
Water temperature	max. 50 °C

Standards



2006/42/EC, 2004/108/EC, 2006/95/EC

IEC/EN 61702:1995

The logos shown reflect the approvals that have been granted for this product family. Products are ordered and supplied with the approvals specific to the market requirements.

**Vmp: MPP-voltage under Standard Test Conditions (STC): 1000 W/m² solar irradiance, 25 °C cell temperature

***Specify temperature range on order

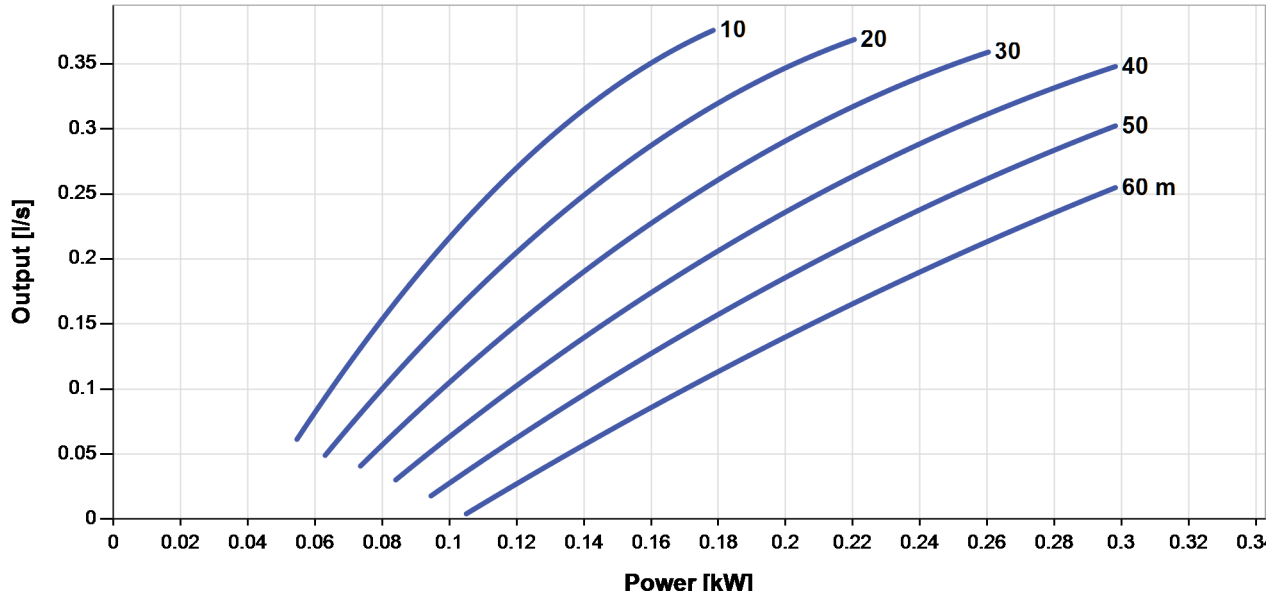


PS2-150 HR-07S

Solar Submersible Pump System for 4" wells

Pump Chart

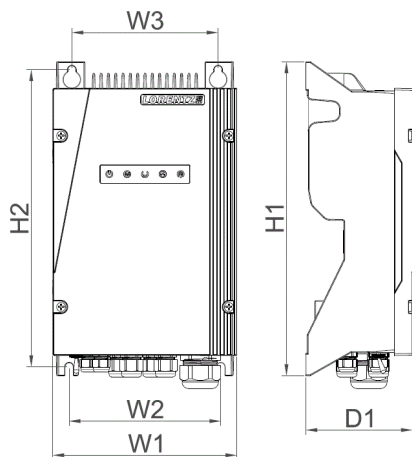
V_{mp}* > 17 V



Dimensions and Weights

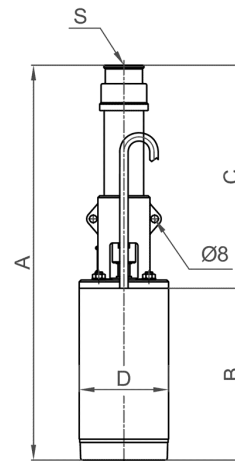
Controller

H1 = 352 mm
 H2 = 333 mm
 W1 = 207 mm
 W2 = 170 mm
 W3 = 164 mm
 D1 = 124 mm



Pump Unit

A = 426 mm
 B = 185 mm
 C = 241 mm
 D = 96 mm
 S = 1.25 in



	Net weight
Controller	5.6 kg
Pump Unit	10 kg
Motor	7.0 kg
Pump End	3.0 kg

*V_{mp}: MPP-voltage under Standard Test Conditions (STC): 1000 W/m² solar irradiance, 25 °C cell temperature

